

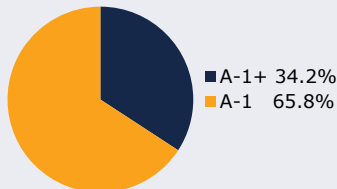
# West Virginia Money Market Pool

## Portfolio Overview as of 12/31/22

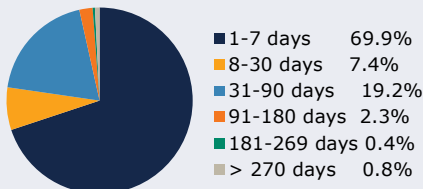
### Pool Assets

\$8.8 billion

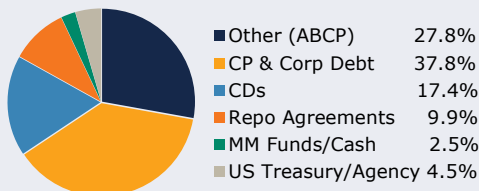
### Credit Quality Composition (%)



### Maturity Schedule (%)



### Portfolio Composition (%)



### Weighted Average Maturity

20 Days

### Top Holdings (%)

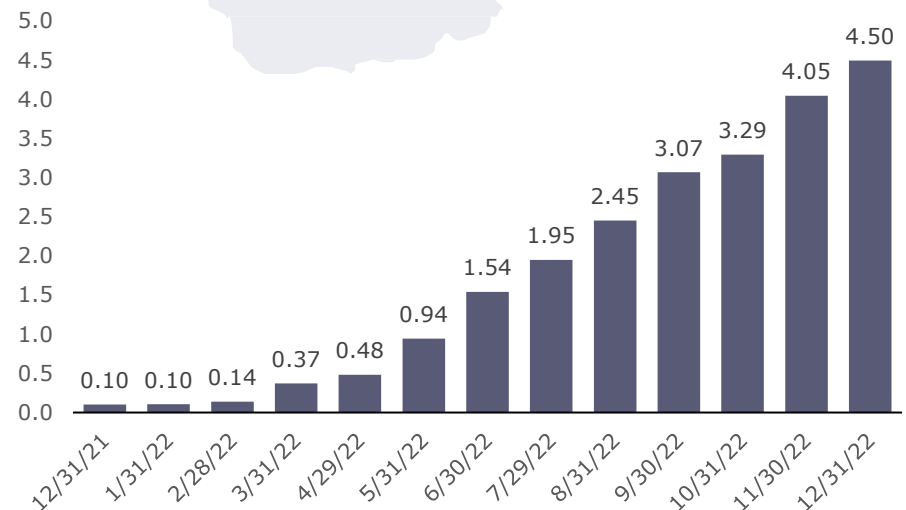
Bank of America Securities	5.9%
Sumitomo Mitsui Trust Bank	3.6%
Mizuho Bank Ltd	3.4%
Toronto Dominion Bank	3.3%
Bank of Nova Scotia	3.2%
United States Treasury	3.0%
Canadian Imperial Bank	2.9%
Bank of Montreal	2.7%
Collateralized Commercial Paper Flex Co LLC	2.6%
Old Line Funding Corp	2.5%
<b>Total % of Portfolio</b>	<b>33.1%</b>

The West Virginia Money Market Pool is a money market portfolio created to invest the majority of the state and local government operating funds. The objective of the portfolio is to maintain sufficient liquidity to meet the needs of the participants while striving to earn a return above inflation. The risk factor is low and managed through numerous maturity restrictions, diversification, guidelines, and credit limits.

### Pool Features and Benefits:

- » Professional management is provided by the West Virginia Board of Treasury investments' staff and professional investment advisors (Federated Hermes and UBS Global Asset Management).
- » Rated AAAM by Standard & Poor's.
- » Seeks to maintain a net asset value (NAV) of \$1 per share.
- » Investment yields are competitive with other money market accounts.
- » Easy access is provided through the State Treasurer's Office online system.
- » Account can be opened for as little as \$100 with no limit on the number of transactions.
- » Contributions and withdrawals are allowed daily.
- » Income is distributed on a daily basis.

### 7-Day Simple Money Market Yield (%)



To learn how to make the West Virginia Money Market Pool work for your cash investing needs call: 304-340-1564 or visit: [wvbt.org](http://wvbt.org)

Portfolio holdings and composition are shown as of the date indicated. Since market conditions fluctuate suddenly and frequently, the portfolio holdings may change and this list is not indicative of future portfolio composition. These portfolio holdings are not intended to be and do not constitute recommendations that others buy, sell, or hold any of the securities listed.

An investment in the Pool is not insured or guaranteed by any government or government agency. Although the manager of the Pool seeks to preserve principal, it is possible to lose money by depositing money in the Pool.

A AAAM rating by Standard & Poor's is obtained after S&P evaluates a number of factors, including credit quality, market price exposure and management. Ratings are subject to change and do not remove market risk.

## Commentary

In the fourth quarter, the Federal Reserve loosened the reins of its galloping monetary policy but did not signal an imminent return trip. Based on still-accelerating inflation in September and October, the Federal Open Market Committee (FOMC) pressed forward with its fourth 75 basis-point hike of the fed funds range at its November meeting. But when prominent measures of inflation softened in November, the FOMC opted to raise the range by 50 basis points to 4.25-4.50% at its mid-December meeting. The markets had responded enthusiastically to the easing of price pressures, predicting the Fed's aggressive campaign was drawing to an end. Chair Jerome Powell pushed back at this notion in his post-meeting press conference, reiterating that the central bank is determined not just to restore price stability but also prevent a rebound similar to what happened in the 1970s, when many economists now think monetary policymakers stopped their anti-inflation campaign too soon.

The Summary of Economic Projections (SEP) released in December indicated that Fed officials agreed that tightening policy was still needed, despite the smaller magnitude of the hike. No less than 17 of 19 FOMC participants expected the target rate to be in a range of at least 5-5.25% at the end of 2023. Most thought a sharp economic slowdown—if not an outright recession—will be needed to pull inflation down to their preferred 2% level. They predicted that the robust labor market will finally deteriorate in 2023, with the unemployment rate reaching 4.6%. As 2022 came to an end, information about the economy was mixed. Jobless claims edged higher, the housing market remained in a slump and durable goods orders fell. But consumer confidence and retail sales did not roll over. In general, and industry-wide, yields of liquidity products continued to rise with the Fed hikes over the quarter.

At the end of the fourth quarter, yields on 1-, 3-, 6- and 12-month U.S. Treasuries were 4%, 4.42%, 4.70% and 4.70%, respectively; the 1-, 3-, 6- and 12-month Bloomberg Short-Term Bank Yield Index rates (BSBY) were 4.36%, 4.62%, 5.01% and 5.43%, respectively; the 1-, 3-, 6- and 12-month London interbank offered rates were 4.39%, 4.77%, 5.14% and 5.48%, respectively.